

# Order Comment



**Magento 2.x**

**Extension User Guide**

**Official extension page:** [Order Comment](#)

**Introduction:** Allow your customers to add special comments while placing their order which can be viewed by admin using this extension. This makes your website unique and more customer-centric. Order Comments extension is developed to provide flexibility to the website administrator to gather important information from the customer during checkout. This extension provides a delightful experience to better understand customers' needs and feedback which helps you to grow more.

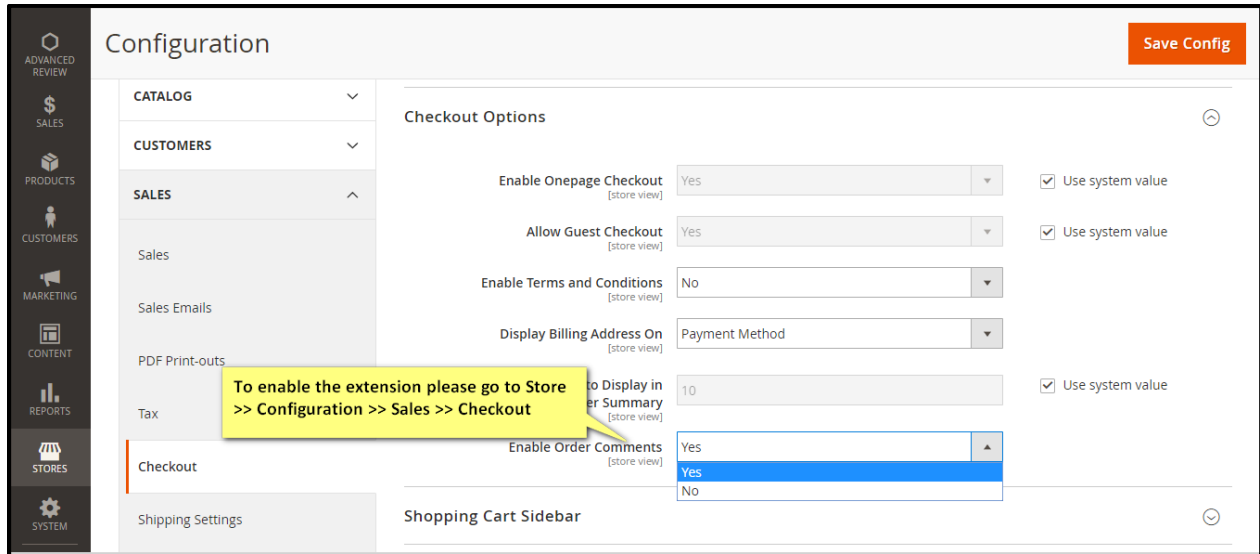
The admin can view additional information of an order from the Sales >> Orders section. Once the admin enables this extension via Magento back-end, it will appear on checkout page under the shipping address section. Don't bother with the lengthy process during checkout. This extension does not have any additional steps.

#### **All Features List:**

- Enable/Disable extension from Magento system configuration.
- Admin can also see the comment on order view page at admin panel.
- It gives order comment section to the customer for put comment at the time of place order.
- The extension is easy to configure.

## ➤ Backend functionality

### 1. Configuration



**Figure 1 – Configuration**

- To enable the extension please go to **Store >> Configuration >> Sales >> Checkout**.
- Save the configuration.

### 2. Order View (Backend)

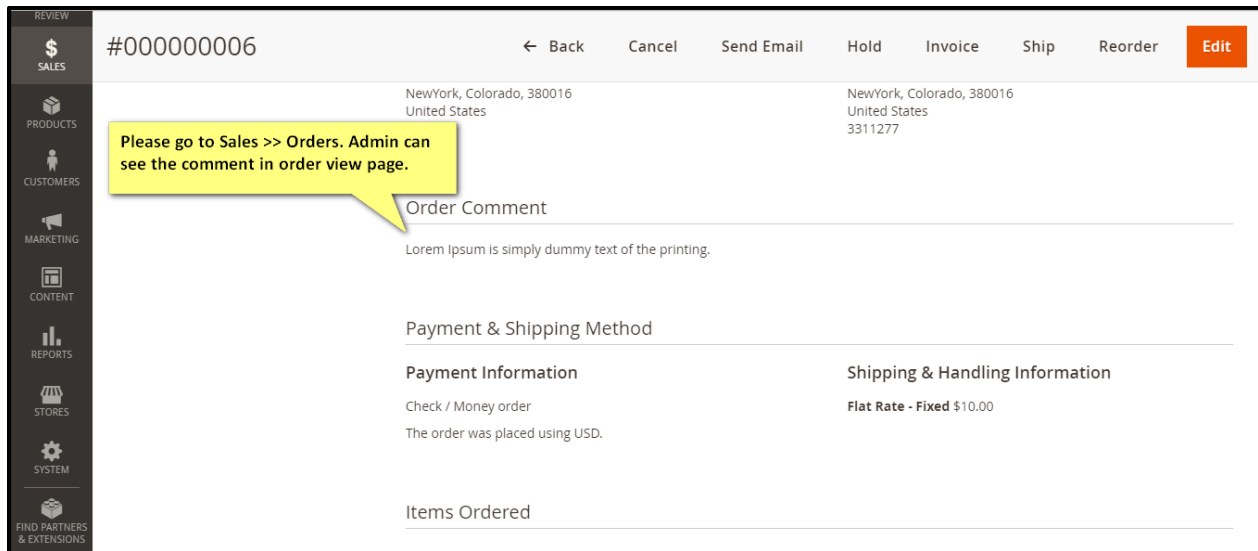


Figure 2 – Order View

- Please go to **Sales >> Orders**.
- Admin can see the comment in **order view** page.

## ➤ Frontend Functionality

### 3. Payment Page

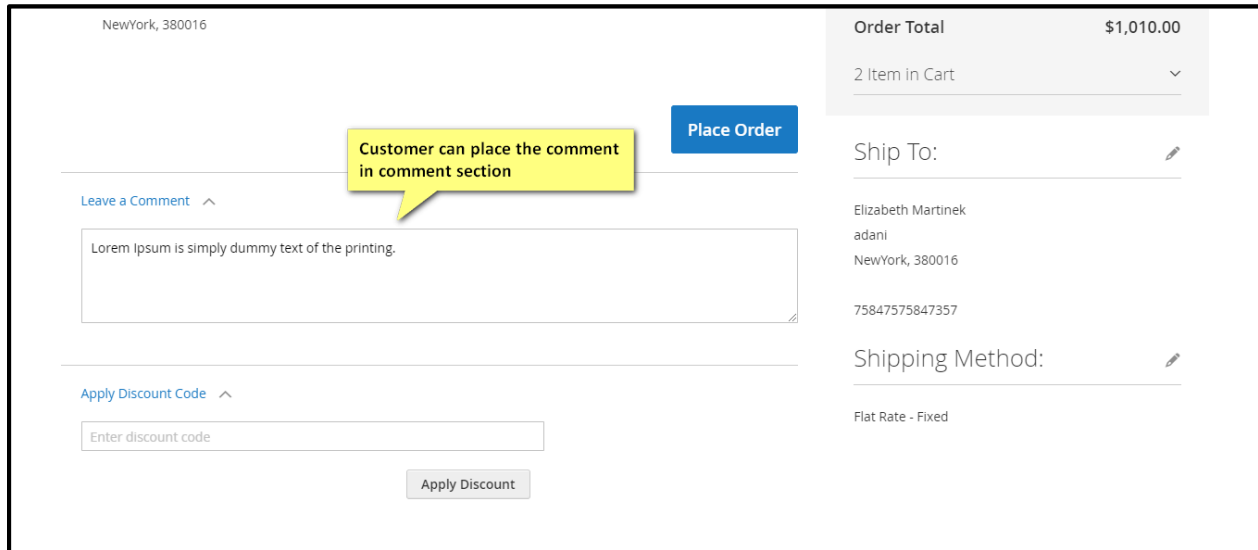


Figure 3 – Payment Page

- In the frontend side when customer place order that time they can put their comment inside the **text area**.

## 4. Order View

The screenshot displays the 'Order View' page layout. At the top right, a 'Grand Total' of '\$1,010.00' is shown. The main content area is divided into several sections: 'Billing Agreements' and 'My Wish List' on the left; 'Compare Products' (showing 'You have no items to compare.') and 'Recently Ordered' (with a 'Travell Bag' item and 'Add to Cart'/'View All' buttons); 'My Wish List' (showing 'You have no items in your wish list.'). The central 'Order Information' section contains a table with columns for 'Shipping Address', 'Shipping Method', 'Billing Address', and 'Payment Method'. A yellow callout box points to the 'Order Comment' field, which contains the text 'Lorem Ipsum is simply dummy text of the printing.'.

Shipping Address	Shipping Method	Billing Address	Payment Method
Elizabeth Martinek Lorem Ipsum NewYork NewYork, Colorado, 380016 United States T: 3321177	Flat Rate - Fixed	Elizabeth Martinek Lorem Ipsum NewYork NewYork, Colorado, 380016 United States 3321177	Check / Money order

**Order Comment**  
Lorem Ipsum is simply dummy text of the printing.

**Figure 4 – Order View**

- In the frontend side customer can see the comment inside the **order view page**.

## Evince + Magento = Evince Mage

Magento 2.x

Modify Integrate  
Design Support

◆ Easy to install    ◆ 100% Open Source    ◆ Compatibility with Magento 2.0

Our passion is to build strong Magento extension for mobile based and desktop web themes.

- 100+ Magento projects completed
- 100+ Magento extension developed
- 14+ Magento developer
- 99% repeat and referral client ratio

**Go to our website to know more about our work;**

- Our corporate website <https://evincdev.com/>
- Our Magento 2.x extension <https://evincemage.com/magento-2-extensions.html>
- Our Magento 1.x extension <https://evincemage.com/magento-extension.html>
- Our extension support <https://evincemage.com/contact-us/>

We at evince like to keep our customers ahead of the curve by providing the best solution with latest technologies.

## Thank You