

Cancel Order By Customer



Magento 2.x

Extension User Guide

Official extension page: [Cancel Order](#)

Introduction: “Cancel Order by Customer” is yet another amazing extension for Magento 2 users. The name itself suggests that this plugin allows the user to cancel their order once they placed it on a website. customers sometimes will want to cancel their orders due to many reasons, and as a store owner, you need to provide this function for your customers on your site. It is a must-have extension that saves shipping cost and time of a store owner, as it notifies the store owner that user wants to cancel order before it shipped.

When you use this premium extension for Magento 2, it will add a “Cancel Order” link in “My order” page. If a user wants to cancel an order, they can do it just by clicking the Cancel Order link. A notification e-mail will be sent to admin about the cancelled order. This will definitely enhance customer shopping experience.

Key Features:

- Allow customers to cancel pending orders from the frontend.
- Allow customers to enter comments in a confirmation popup.
- Send notification emails to admin automatically after customer cancel orders.
- Change order status from pending to canceled and auto restock products.
- The Customer can add the comment for canceling the order. This helps you to know the exact reason for order cancellation and thus you can improve lacking areas.
- Easy enable/disable functionality from the backend.
- Provides the fully customizable interface for the extension from the backend that is easily manageable.
- Bring convenience for customers and enhance the shopping experience.

➤ Backend Functionality

1. Configuration

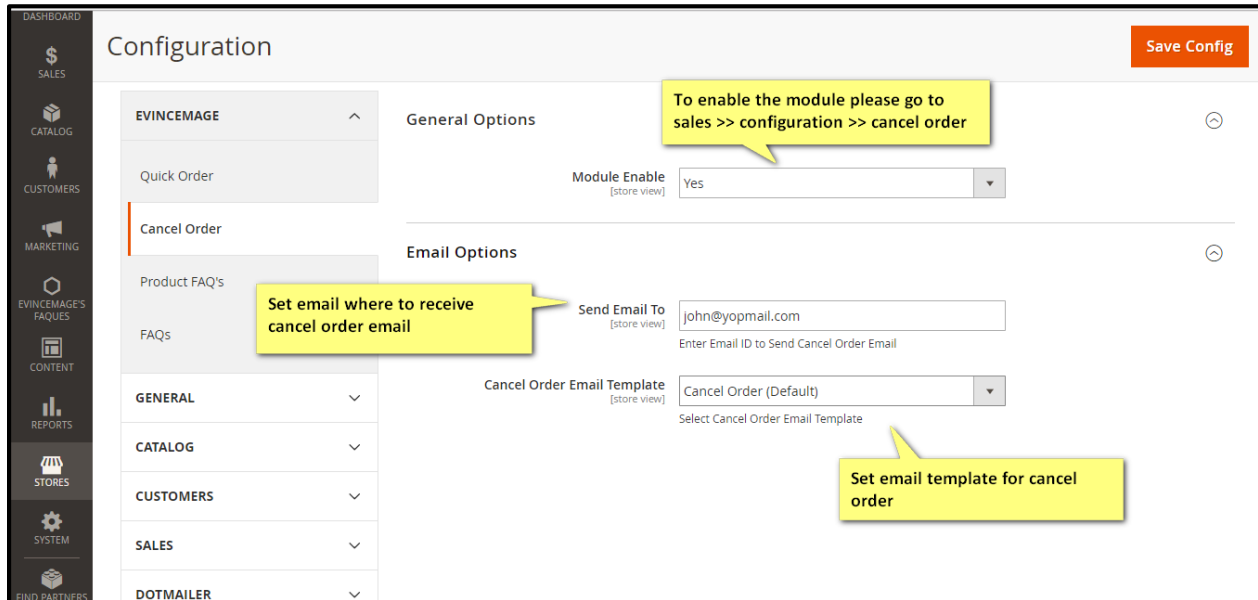


Figure 1 – Configuration

- Please go to **Sales >> Configuration >> Cancel Order** to enable or disable the module.
- **Send the email to:** Set email where to receive cancel order email.
- **Cancel order email template:** Set email template for cancel order.

1.1 Canceled Orders

The screenshot displays the 'Canceled Orders' section of the admin dashboard. It includes a search bar, a table of canceled orders, and navigation controls. A yellow callout box highlights the table content.

ID	Order ID	Comment	Cancelled Date
1	000000004	this is not that much good product	Apr 9, 2018 10:59:24 AM
1	000000005	color is not good	Apr 9, 2018 10:59:24 AM
1	000000006	Not required at this time	Apr 9, 2018 10:59:24 AM
1	000000007	Cost is high	Apr 9, 2018 10:59:24 AM

Figure 1.1 – Canceled Order

- Here is the list of **canceled order** with their particular '**order ID**' and '**comment**'.
- It helps the admin to know the **appropriate reason** for order cancellation.

➤ Frontend Functionality

2. My Orders

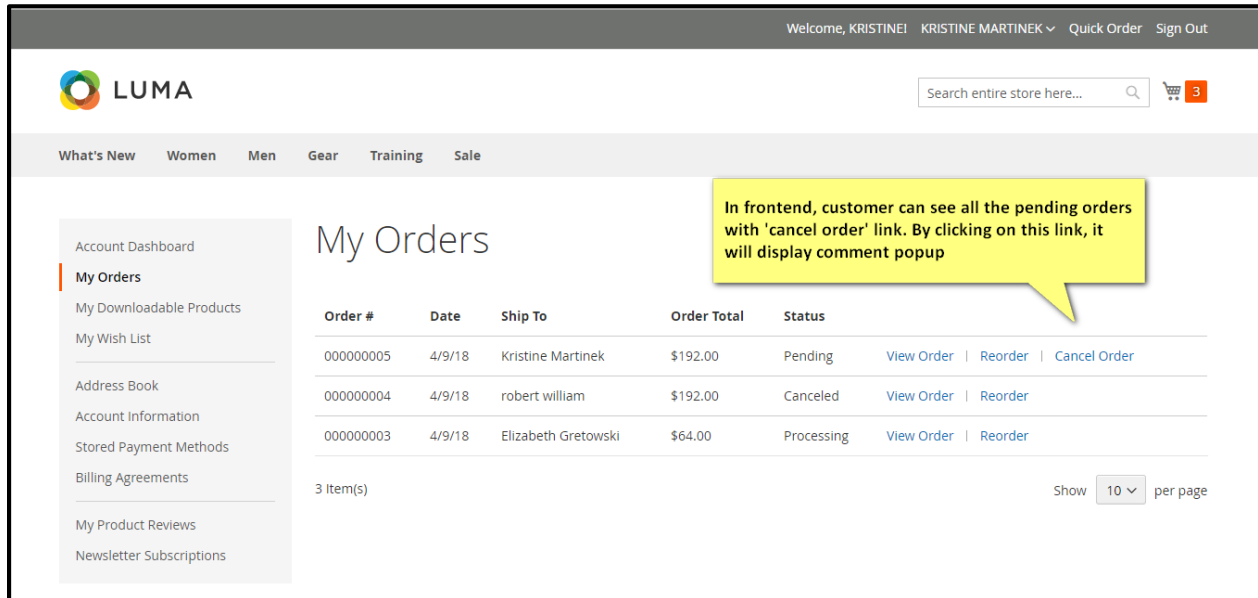


Figure 2 – My Orders

- In frontend, the customer can see all the pending orders with ‘**Cancel order**’ link. From there customer can **cancel their orders**.
- When customer clicks on this link, it will display the **comment popup**.

2.1 Comment Popup

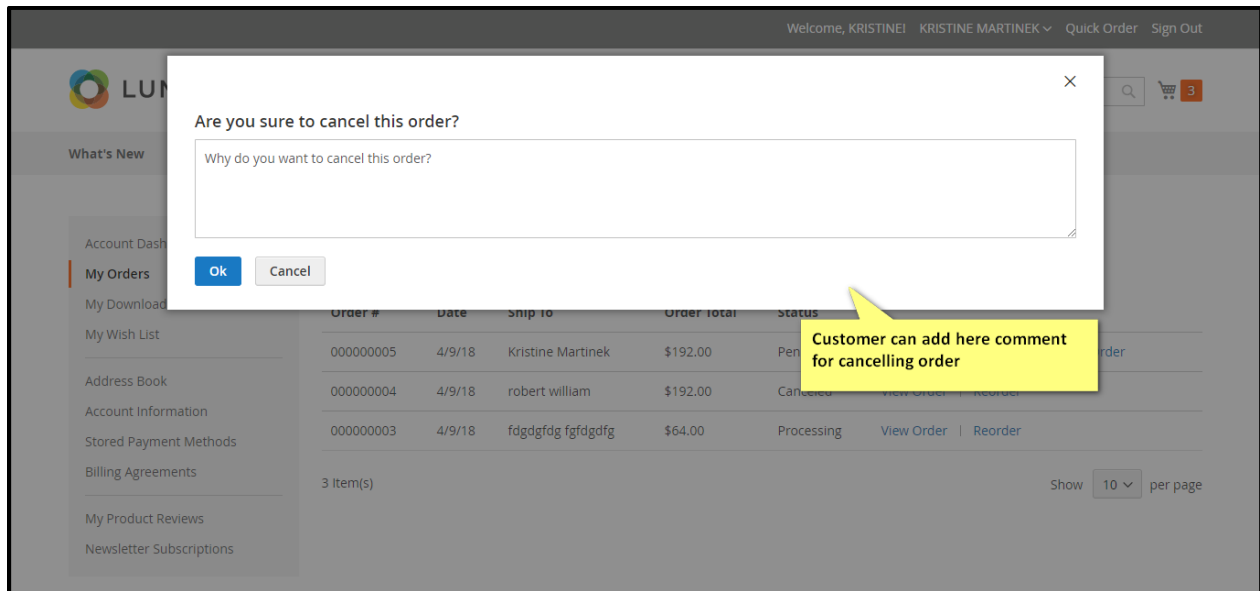


Figure 2.1 – Comment popup

- The customer can add here **comment** for canceling their order.
- It helps you to know the **exact reason** of order cancellation and thus you can improve **lacking areas**.

Evince + Magento = Evince Mage

EVINCEMAGE

Magento 2.x

Modify Integrate
Design Support

◆ Easy to install ◆ 100% Open Source ◆ Compatibility with Magento 2.0

Our passion is to build strong Magento extension for mobile based and desktop web themes.

- 100+ Magento projects completed
- 100+ Magento extension developed
- 14+ Magento developer
- 99% repeat and referral client ratio

Go to our website to know more about our work;

- Our corporate website <https://evincdev.com/>
- Our Magento 2.x extension <https://evincemage.com/magento-2-extensions.html>
- Our Magento 1.x extension <https://evincemage.com/magento-extension.html>
- Our extension support <https://evincemage.com/contact-us/>

We at evince like to keep our customers ahead of the curve by providing the best solution with latest technologies.

Thank You